





QS Stars-Audit Briefing

Business School Methodology



Agenda

1. QS Stars audit process and timelines
2. Introduction to Business School Methodology
3. Using the data collection platform –MoveIN



A dedicated analyst will be assigned to support you throughout the QS Stars audit process.

They will be your go-to avenue for assistance and to address all your queries.

QS Stars audit process and timelines

The audit process can be broken down into eight main steps:



Step 1

Data Collection

Institution collects & submits data within a 6-week to 3 months timeline



Step 2

Stage-1 Validation

QS Analyst reviews evidence within a 2-week timeline



Step 3

Stage-2 Validation

A second QS Analyst reviews evidence within a 2-week timeline



Step 4

Additional Data Clarification

QS Analyst reaches out to the institution for additional data/clarification to be submitted within a 1-week timeline



Step 5

Interim Report

Institution reviews summary of data validated by QS Analysts & submits final evidence & the report with a 1-week response time



Step 6

Delivery

QS Analyst delivers the final report within a 2-week timeline



Step 7

Publishing Permission

QS Analyst will reach out for publishing permission of results on TopUniversities website with a 2-week response time



Step 8

Customer Experience

Upon completion of the audit, Customer Experience Team will support throughout the subscription period with surveys, newsletters, webinars, events related news.

Introduction to Business School Methodology



Objective/Mission

Recognizing the unique challenges and opportunities faced by business schools, we've developed a specialized methodology tailored to the sector. By removing less relevant categories and adjusting thresholds to accommodate the diverse size and nature of business schools, we provide a more accurate and meaningful assessment, allowing you to spotlight your strengths with precision and clarity.

Unveiling the new Business School Methodology

<https://qsiu.box.com/s/gr6j1o2bfd2fgsc39ozty0lvvtesp1wk>



Scoring and Thresholds

Category Threshold

Categories with a maximum of 50 points: Facilities, Online learning, Diversity, equity and inclusion, Global engagement

Rating	Minimum points
1 Star	5
2 Stars	15
3 Stars	20
4 Stars	30
5 Stars	35

Categories with a maximum of 100 points: Academic development, Entrepreneurship, Social impact, Environmental impact, Good governance

Rating	Minimum points
1 Star	10
2 Stars	25
3 Stars	40
4 Stars	55
5 Stars	70

Categories with a maximum of 150 points: Teaching, Employability, Programme strength

Rating	Minimum points
1 Star	15
2 Stars	35
3 Stars	60
4 Stars	85
5 Stars	105

Overall Thresholds & Prerequisites

Overall	Points	Prerequisites
OUTSTANDING (5+ Stars)	900+	<ul style="list-style-type: none"> • 5 Star ratings in all categories and meet all prerequisites needed for 5 Stars
EXCELLENT (5 Stars)	700+	<ul style="list-style-type: none"> • 5% international faculty (or 75% of the regional average) • 5% international students (or 75% of the regional average) • 35 points in the Facilities or Online learning categories • 85 points in the Employability category • 105 points in the Teaching category
VERY GOOD (4 Stars)	550+	<ul style="list-style-type: none"> • 1% international students (or 25% of the regional average) OR 30 points in Global engagement • 85 points in the Teaching category
GOOD (3 Stars)	400+	<ul style="list-style-type: none"> • At least a 3 Star rating in two of the categories
MODERATE (2 Stars)	250+	<ul style="list-style-type: none"> • At least a 2 Star rating in two of the categories
SATISFACTORY (1 Star)	100+	<ul style="list-style-type: none"> • Must have the authority to grant officially recognised degree-level programmes in its own name and have at least one graduating cohort

QS Stars formula

Formula: $(\text{Data} - \text{Min}) / (\text{Max} - \text{Min}) * \text{Points available} = \text{SCORE}$

Each indicator has a minimum and maximum threshold, and a maximum number of possible points. Using this data, a formula is used to calculate the number of points awarded.

Note: Where the minimum threshold is not specified, it's set at 0.

As an example, consider the Completion Rate, where up to 30 points are awarded for having between 60% and 90% of students graduating within the expected time for their course.

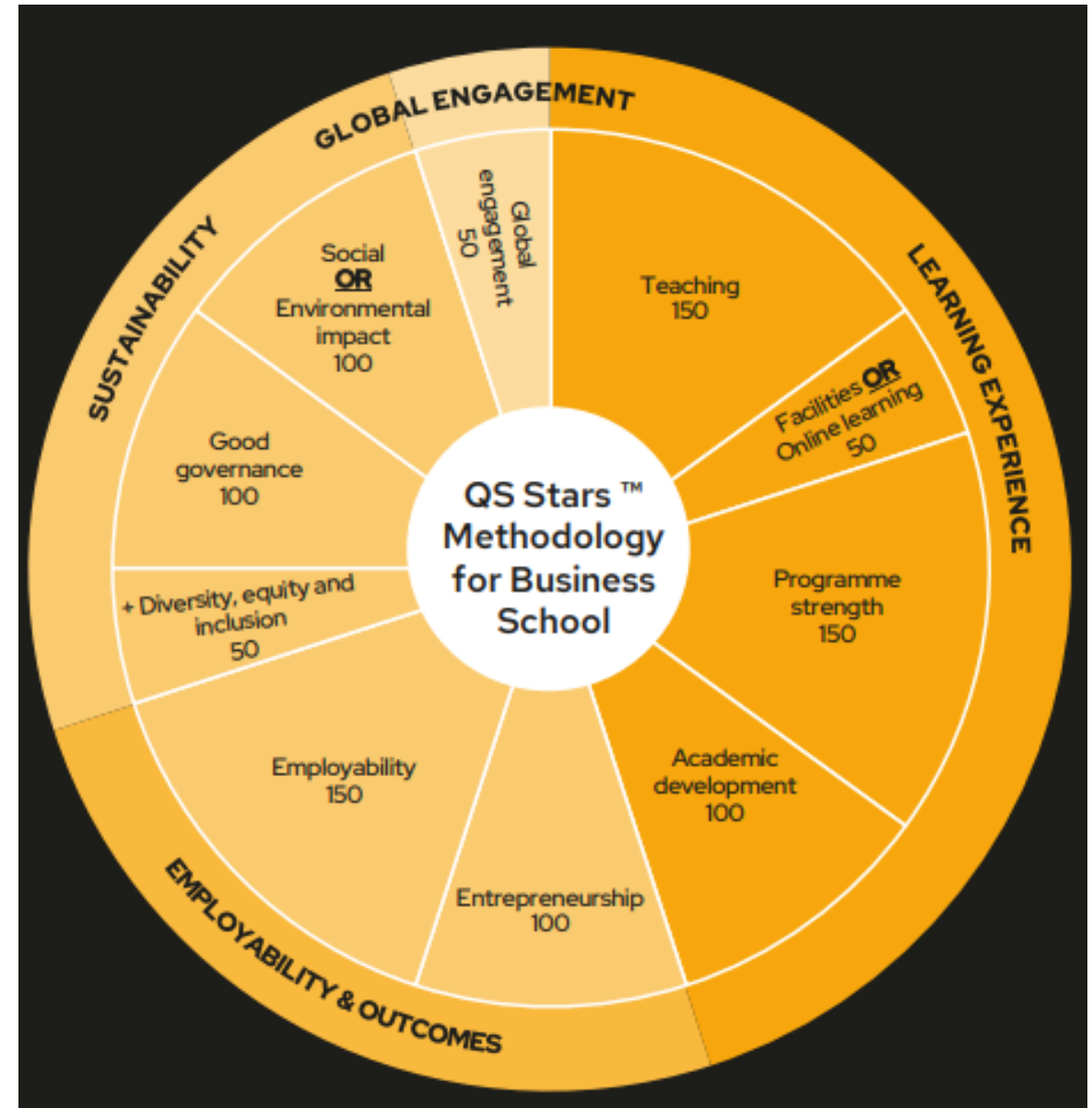
- Maximum threshold: 90%
- Minimum threshold: 60%
- Available points: 30
- Data from institution: 78% completion rate

$(78 - 60) / (90 - 60) = (18) / (30) = 0.6 * 30 \text{ available points} = 18 \text{ points}$

Categories and Indicators

A business school audit involves evaluation in TEN categories.

Badges are awarded for individual categories and overall rating.



Introduction to MoveIn (Data collection portal)



[BS Movein Login](#)



[BS Prepopulated
form](#)



[BS Movein form fields](#)